

450 SERIES

ARTICULATING BOOM LIFT



Performance

Platform Height	45 ft	13.72 m
Horizontal Outreach		
450AJ	25 ft	7.62 m
Up and Over Height	24 ft	7.3 m
Swing	355 Degrees Non-Continuous	
Platform Capacity		
Unrestricted	550 lb	250 kg
Platform Size	30 x 72 in.	0.76 x 1.83 m
Platform Rotator	180 Degrees Hydraulic	
Jib	4 ft 1 in.	1.24 m
Range of Articulation	145 Degrees (+76, -69)	
Weight		
450AJ	14,150 lb	6,418 kg
Max Ground Bearing Pressure	65 psi	4.57 kg/cm ²
Drive Speed	4.25 mph	6.84 km/hr
Gradeability		
2WD	30%	
4WD	45%	
Tilt Cut Out	5 Degrees	
Axle Oscillation	4 in.	10 cm
Turning Radius		
Inside	6 ft 9 in.	2.06 m
Outside	15 ft 8 in.	4.78 m

Standard Specifications

Power Source

Diesel Engine		
Deutz D2.9 L4 Tier 4 Final	49 hp	36.4 kW
Fuel Tank Capacity	16 gal.	60.6 L

Hydraulic System

System Capacity	38 gal.	143.8 L
Tank Capacity	36 gal.	136.27 L
Auxiliary Power	12V-DC	

Tires

Standard	12 x 16.5 Foam Filled Lug Tread	
Optional	Non Marking Foam Filled Tires	



Standard Features

- 4 ft 1 in. (1.24 m) Articulating Jib
- Platform 30 x 72 in. (0.76 x 1.83 m) Side Entry
- 180 Degree Hydraulic Platform Rotator
- Platform Console Machine Status Light Panel¹
- 110V-AC Receptacle in the Platform
- 5 Degree Tilt Alarm/Indicator Light
- Swing Out Engine Module
- Improved Multi-Function Controls
- Gull-Wing Turntable Hoods
- 12V-DC Auxiliary Power
- Hourmeter
- Interactive Display at Ground Controls
- Proportional Controls
- Control ADE[®] System
- Lifting/Tie Down Lugs
- Horn
- Four-Wheel Hydrostatic Drive
- Oscillating Axle
- Cast Aluminum Control Box
- Motion Alarm
- Reduced Time to Full Height
- Load Sensing System
- SkyGuard SkyLine[™]

Accessories & Options

- Inward Self-Closing Swing
- Flashing Amber Beacon
- Accessory Packages
 - SkyPower[®] Package

1. Provides indicator lights at platform control console for system distress, low fuel, 5 degree tilt light, and foot switch status.
2. Includes battery blanket, hydraulic tank heater, block heater (GM), glow plugs (Deutz).
3. Includes boom wipers, cylinder bellows and console cover.
4. Includes arctic hydraulic hoses (drive and steer only) and main boom cable, extreme cold engine oil, fuel conditioner, engine block heater, battery blanket, glow plugs, hydraulic tank heater, and oversized footswitch.
5. Includes platform work lights, head and tail lights, amber beacon.

Note: Some options may increase lead time, and some option combinations may not be available.

Additional accessories and options available via JLG Aftermarket.

450 SERIES

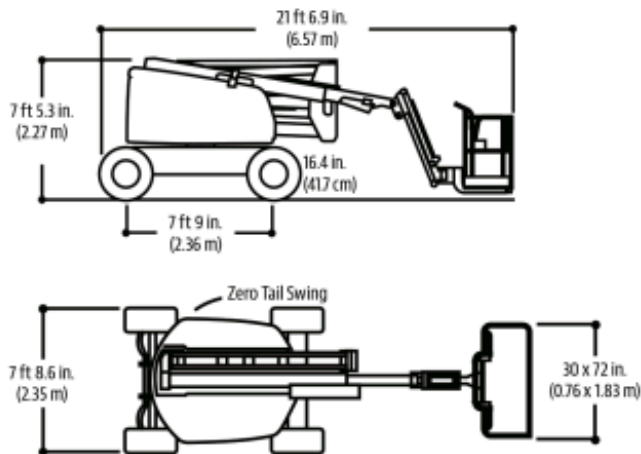
ARTICULATING BOOM LIFT



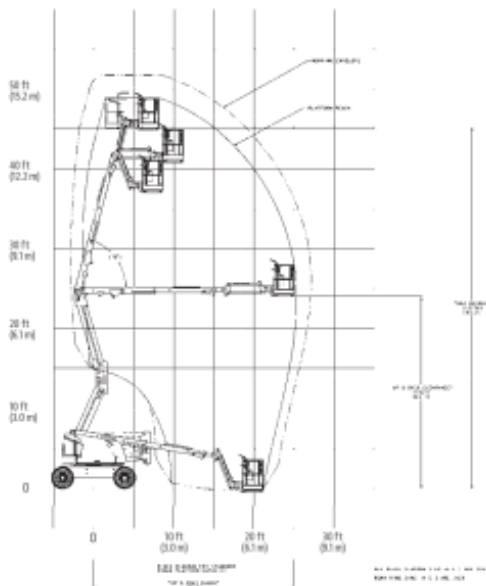
Dimensions

All dimensions are approximate.

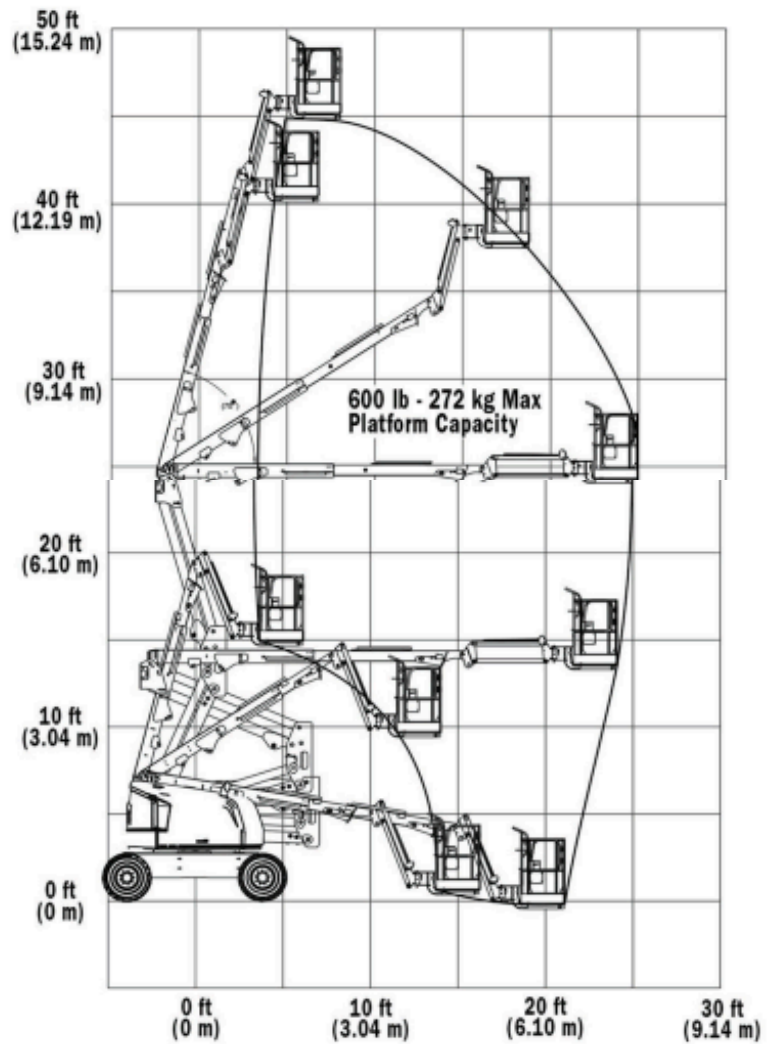
450AJ



450AJ



Support



SkyPower®

The JLG SkyPower® system delivers the power you need to conveniently operate other JLG accessories. With the SkyPower system on your machine, you get a 7500W generator with a power cable to the platform. Easily add and provide power to other JLG accessories, including **SkyWelder®** and **SkyCutter®** packages.

Features

- Self-contained AC power to run hand tools
- Side-entry platform provides improved entry and allows for later quick installation of the **SkyGlazier®** panel tray.
- Integrated power cable allows you to quickly attach or detach a variety of JLG accessories

Save Time and Money

- Eliminate the need to move and reposition the generator, resulting in significant time savings
- Save fuel by using SkyPower in place of a separate ground-based generator
- Eliminate the tracking and delivery costs associated with a separate generator
- Reduce costs associated with power cable damage

